

Submittal Data: TM42H20 42,000 BTU/H Heat- Pump System

Job Name _____ Location _____ Date _____

Purchaser _____ Engineer _____

Submitted To _____ For Reference Approval Construction

Unit Designation _____ Schedule No. _____

GENERAL FEATURES

- Up To Five Indoor Units Comfort (5-Port)
- G10 DC Inverter Technology
- Quiet Operation - Both Indoor & Outdoor
- Wireless Remote Controller
- Optional Wired Remote Controller (PN: MC207059)
- Gold Fin Coil Coating
- Intelligent Defrost
- Auto Restart on Power Outages



System Ratings

Outdoor Unit Data

Cooling	
Rated Capacity	41,000 BTU/H
Capacity Range	8,530-46,403 BTU/H
Power Input (Max)	4,400 W
SEER	16

Compressor	Type	DC Inverter Driven Rotary
	RLA	21.5 A
Fan Motor	Output Power	140 W
	FLA	1.1 A
	Air Flow (Max)	3,237 CFM

Heating at 47° F	
Rated Capacity	44,500 BTU/H
Capacity Range	10,662-47,768 BTU/H
Input Power (Max)	4,600 W
HSPF	8.2
COP	2.8

Sound Power (Per AHRI 270 and AHRI 350)	
Cooling	68 db(A)
Heating	68 db(A)

Heating at 17° F	
Rated Capacity	24,800 BTU/H


Dimensions & Weights	
Unit Dimensions (LxHxD)	42.8 x 43.4 x 17.3 -in
Weight (Net/Shipping)	225/247 LBS

Operating Range		
Cooling	(Max)	118°F (48 C)
	(Min)	23°F (-5 C)
Heating	(Max)	80°F (27 C)
	(Min)	5°F (-15 C)

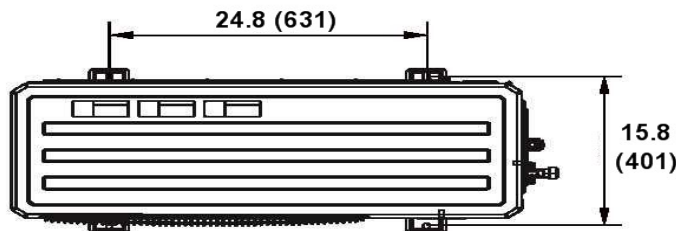
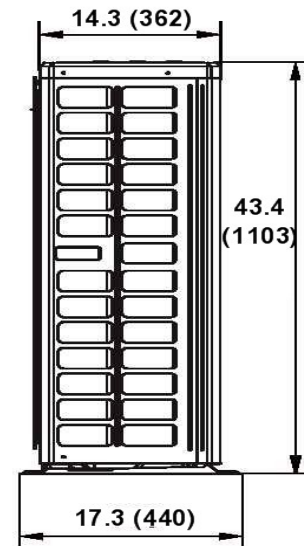
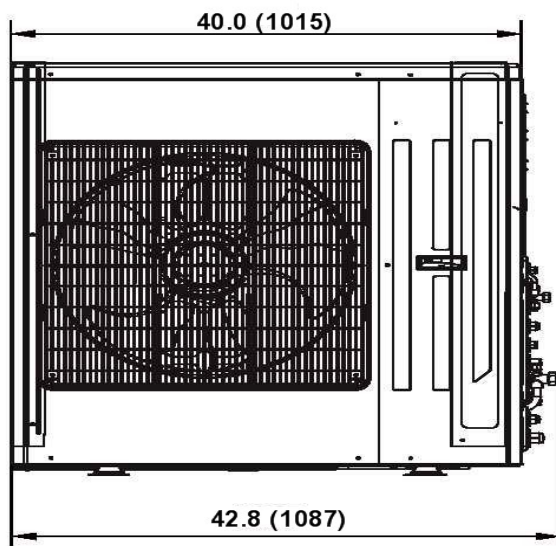
Min. Number of Indoor Units	3
Max. Number of Indoor Units	5

Power Supply	
Normal Operational Voltage	208/230 V, 1 Phase, 60 Hz
Voltage Range	187 - 253 V
Main Power Wire Size	8-2 AWG
Interconnecting Cable Wire Size	14-4 AWG
MCA	29.0 A
MOCP/Breaker Size	50 A

Refrigerant Piping Data	
Connection Method	Flared
Refrigerant Type	R410A
Factory Charge for Total Line Length	164-ft
Additional Charge Per Line Length	0.2-oz/ft
Total Refrigerant Pipe Length	262-ft
Max Refrigerant Piping Length to any Indoor Unit	82-ft
Min Refrigerant Piping Length to any Indoor Unit	10-ft
Max Elevation between Indoor Units	25-ft
Max Lift from Outdoor to Indoor Unit	50-ft
Max Drop from Outdoor to Indoor Unit	50-ft



Units: inch (mm)



Suction/Gas Line Port Size

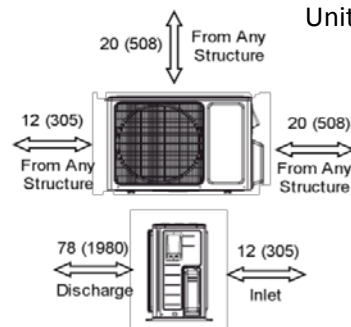
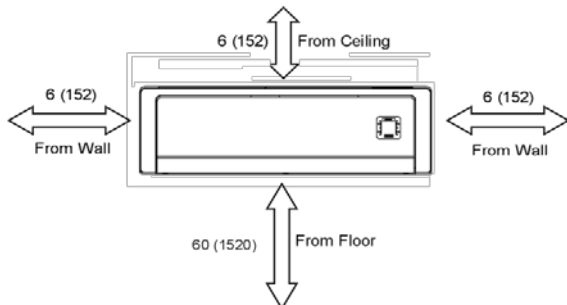
Port #1	3/8-in OD Flared
Port #2	3/8-in OD Flared
Port #3	3/8-in OD Flared
Port #4	1/2-in OD Flared
Port #5	5/8-in OD Flared

Liquid Line Port Size

Port #1	1/4-in OD Flared
Port #2	1/4-in OD Flared
Port #3	1/4-in OD Flared
Port #4	1/4-in OD Flared
Port #5	1/4-in OD Flared

MINIMUM SPACING REQUIREMENTS

Units: inch (mm)



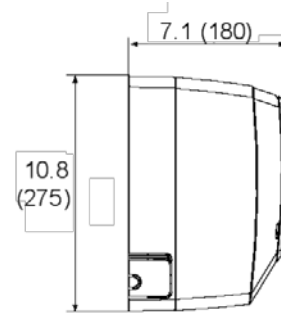
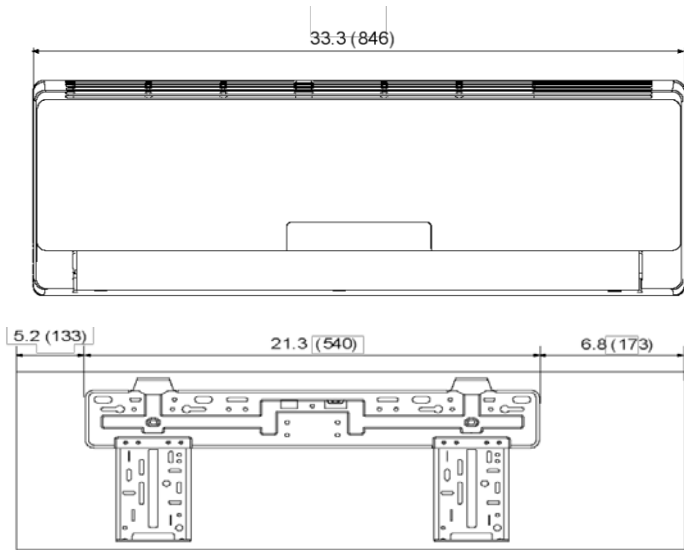
Notes:

1. Recommended Interconnecting Cable Type Stranded Bare Copper Conductors THHN 600V Unshielded Wire
2. Power wiring cable size must comply with applicable national and local codes.
3. Test conditions are based on AHRI 210/240.

Specifications are subject to change without notice. Manufacturer reserves the right to discontinue or modify specifications or designs without notice or without incurring obligations. All rights reserved.

Units: inch (mm)

9,000 AND 12,000 BTUH MODELS



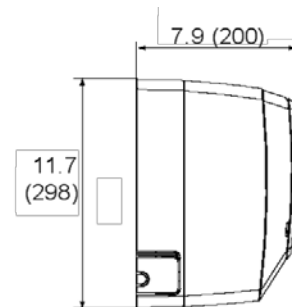
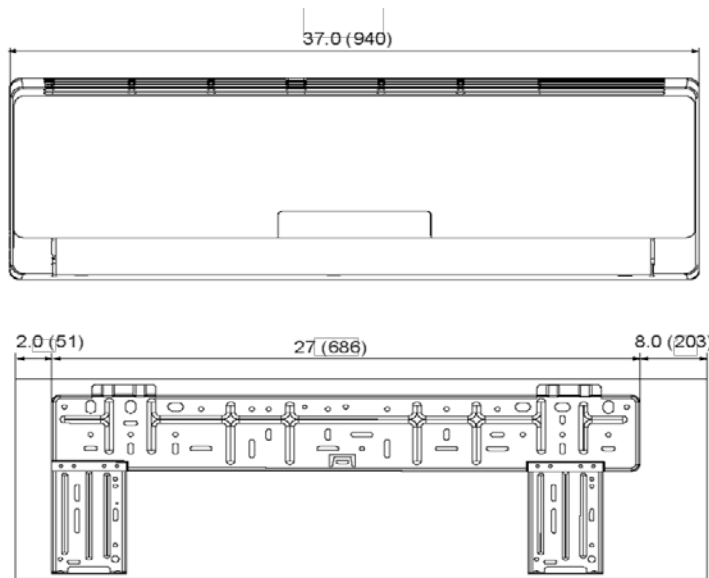
Liquid Line Valve	1/4-in OD Flared
Gas Line Valve	3/8-in OD Flared
Drain Connector	5/8-in OD

Note: Size Refrigerant lines based on evaporator port sizes.

Indoor Capacity Size	Fan (watts)	CFM (High)	Sound Power (Low/High)**
9,000 BTUH	20	330	26/41
12,000 BTUH	20	341	28/42

Units: inch (mm)

18,000 BTUH MODEL



Liquid Line Valve	1/4-in OD Flared
Gas Line Valve	1/2-in OD Flared
Drain Connector	5/8-in OD

Note: Size Refrigerant lines based on evaporator port sizes.

Indoor Capacity Size	Fan (watts)	CFM (High)	Sound Power (Low/High)**
18,000 BTUH	20	500	35/46

**Sound Power ratings are per AHRI 270 and AHRI 350

Specifications are subject to change without notice. Manufacturer reserves the right to discontinue or modify specifications or designs without notice or without incurring obligations. All rights reserved.

COOLING CAPACITY (BTUH)

Indoor Combinations	Indoor Unit A	Indoor Unit B	Indoor Unit C	Indoor Unit D	Indoor Unit E
9K + 9K + 9K	8,189	8,189	8,189		
9K + 9K + 12K	6,995	7,336	10,236		
9K + 9K + 18K	8,018	8,018	16,378		
9K + 12K + 12K	8,530	10,577	10,577		
9K + 12K + 18K	8,530	10,918	16,036		
9K + 18K + 18K	7,165	15,013	15,013		
12K + 12K + 12K	11,771	11,771	11,942		
12K + 12K + 18K	10,918	10,918	13,648		
12K + 18K + 18K	9,554	15,013	15,013		
18K + 18K + 18K	13,136	13,136	13,307		
9K + 9K + 9K + 9K	8,871	8,871	8,871	8,871	
9K + 9K + 9K + 12K	8,189	8,189	8,189	10,918	
9K + 9K + 9K + 18K	7,848	7,848	7,848	16,036	
9K + 9K + 12K + 12K	7,165	7,165	10,577	10,577	
9K + 9K + 12K + 18K	6,824	6,824	10,577	15,354	
9K + 9K + 18K + 18K	6,483	6,483	13,307	13,307	
9K + 9K + 12K + 12K	7,848	10,577	10,577	10,577	
9K + 12K + 12K + 18K	7,165	8,701	8,701	15,013	
12K + 12K + 12K + 12K	9,895	9,895	9,895	9,895	
12K + 12K + 12K + 18K	8,359	8,359	8,359	14,501	
12K + 12K + 18K + 18K	7,848	7,848	11,942	11,942	
9K + 9K + 9K + 9K + 9K	7,916	7,916	7,916	7,916	7,916
9K + 9K + 9K + 9K + 12K	7,421	7,421	7,421	7,421	9,895
9K + 9K + 9K + 9K + 18K	6,824	6,824	6,824	6,824	12,283
9K + 9K + 9K + 12K + 12K	7,165	7,165	7,165	9,042	9,042
9K + 9K + 9K + 12K + 18K	6,483	6,483	6,483	8,274	11,857
9K + 9K + 9K + 18K + 18K	6,483	6,483	6,483	10,065	10,065
9K + 9K + 12K + 12K + 12K	6,483	6,483	8,871	8,871	8,871
9K + 9K + 12K + 12K + 18K	5,971	5,971	8,018	8,018	11,601
9K + 12K + 12K + 12K + 12K	6,483	8,274	8,274	8,274	8,274
12K + 12K + 12K + 12K + 12K	7,916	7,916	7,916	7,916	7,916

Capacity data is based on the following conditions :

Cooling Norminal Test Conditions

Indoor: 80°F DB/67°F WB

Outdoor: 95°F DB/75°F WB

Heating Norminal Test Conditions

Indoor: 70°F DB/60°F WB

Outdoor: 47°F DB/43°F W

HEATING CAPACITY (BTUH)

Indoor Combinations	Indoor Unit A	Indoor Unit B	Indoor Unit C	Indoor Unit D	Indoor Unit E
9K + 9K + 9K	10,236	10,236	10,236		
9K + 9K + 12K	8,745	9,171	12,795		
9K + 9K + 18K	10,024	10,024	20,472		
9K + 12K + 12K	10,663	13,222	13,222		
9K + 12K + 18K	10,663	13,648	20,046		
9K + 18K + 18K	8,155	17,084	17,084		
12K + 12K + 12K	14,716	14,716	14,928		
12K + 12K + 18K	13,648	13,648	17,060		
12K + 18K + 18K	10,871	17,084	17,084		
18K + 18K + 18K	14,948	14,948	15,142		
9K + 9K + 9K + 9K	11,089	11,089	11,089	11,089	
9K + 9K + 9K + 12K	10,236	10,236	10,236	13,648	
9K + 9K + 9K + 18K	8,929	8,929	8,929	18,247	
9K + 9K + 12K + 12K	8,957	8,957	13,222	13,222	
9K + 9K + 12K + 18K	7,766	7,766	12,038	17,473	
9K + 9K + 18K + 18K	7,377	7,377	15,142	15,142	
9K + 9K + 12K + 12K	8,929	12,038	12,038	12,038	
9K + 12K + 12K + 18K	8,155	9,902	9,902	17,084	
12K + 12K + 12K + 12K	11,260	11,260	11,260	11,260	
12K + 12K + 12K + 18K	9,513	9,513	9,513	16,500	
12K + 12K + 18K + 18K	8,929	8,929	13,590	13,590	
9K + 9K + 9K + 9K + 9K	9,008	9,008	9,008	9,008	9,008
9K + 9K + 9K + 9K + 12K	8,445	8,445	8,445	8,445	11,260
9K + 9K + 9K + 9K + 18K	7,766	7,766	7,766	7,766	13,979
9K + 9K + 9K + 12K + 12K	8,155	8,155	8,155	10,291	10,291
9K + 9K + 9K + 12K + 18K	7,377	7,377	7,377	9,414	13,491
9K + 9K + 9K + 18K + 18K	7,377	7,377	7,377	11,454	11,454
9K + 9K + 12K + 12K + 12K	7,377	7,377	10,096	10,096	10,096
9K + 9K + 12K + 12K + 18K	6,793	6,793	9,124	9,124	13,201
9K + 12K + 12K + 12K + 12K	7,377	9,414	9,414	9,414	9,414
12K + 12K + 12K + 12K + 12K	9,008	9,008	9,008	9,008	9,008

Capacity data is based on the following conditions :

Cooling Norminal Test Conditions

Indoor: 80°F DB/67°F WB
 Outdoor: 95°F DB/75°F WB

Heating Norninal Test Conditions

Indoor: 70°F DB/60°F WB
 Outdoor: 47°F DB/43°F W