


Mini VRF Ultra Heat	MODEL: TMVRF-48KUH	TOSOT
---------------------	--------------------	--------------

Job Name: _____
 Engineer Name: _____
 System No: _____

Location: _____
 Contractor: _____
 Date: _____

OUTDOOR VRF SYSTEM FEATURES

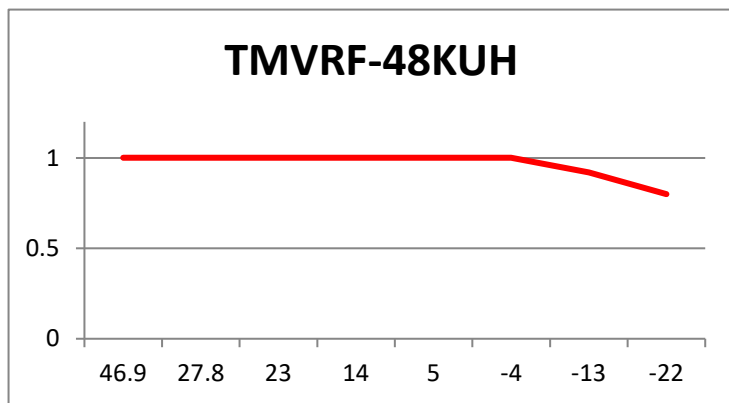
- * Emergency Function
- * Emergency Operation Of Compressor
- * Emergency Operation Of Fan
- * Highly Anticorrosive Golden Fins
- * Low Noise Of Outdoor Unit
- * New Oil Return Control
- * Compact Design



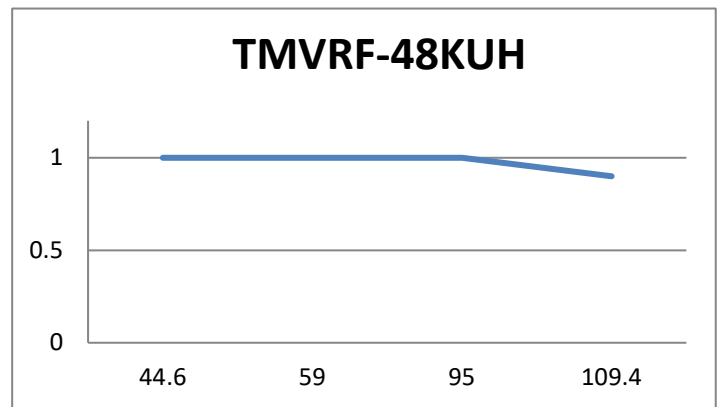
Specifications		Model Name
Unit Type		TMVRF-48KUH
Nominal Cooling Capacity	Btu/h	48,000
Nominal Heating Capacity	Btu/h	54,000
External Dimensions WxHxD	In.	35-3/8 x 53 x 13-3/8
	mm	900 x 1345 x 340
Net Weight	Lbs. / Kg	296.4/134.4
Electrical Power Requirements	Voltage, Phase, Hertz	208/230V, 1-phase, 60HZ
Cooling Power Input Duct/Non-Duct	KW	4.45/4.35
Heating Power Input Duct/Non-Duct	KW	4.65/4.4
Minimum Circuit Ampacity (MCA)	A	37
Maximum Circuit Breaker Size	A	50
Piping Diameter (Braze) (In./mm)	Gas Pipe	5/8
	Liquid Pipe	3/8
Indoor Unit	Total Capacity	50 to 100% of Outdoor Unit Capacity
Maximum Number of Connected IDUs	units	7
Min. Capacity Range of Connected IDU	kBtu/h	24
Max. Capacity Range of Connected IDU	kBtu/h	48
Sound Pressure Level	dB(A)	57

Mini VRF Ultra Heat	MODEL: TMVRF-48KUH	TOSOT
<u>Fan</u>		
Type x Quantity	Axial-flowx2	
Airflow Rate	CFM	3531
<u>Compressor</u>		
Compressor Operation Range	15%~100%	
Compressor Type x Quantity	Inverter Rotaryx1	
Compressor Crankcase Heater	Yes	
Refrigerant	R410A	
Lubricant	FVC68D	
High-pressure Protection Device	High pressure sensor, High pressure switch	
Compressor / Fan Protection Device	Over-current protection, Over-heat protection	
Inverter Protection Device	Over-current protection, Over-heat protection, High/Low voltage protection	
SEER (Ducted/Non-Ducted)	16.5/20	
HSPF (Ducted/Non-Ducted)	10.2/11	

Heating Performance F / %



Cooling Performance F / %

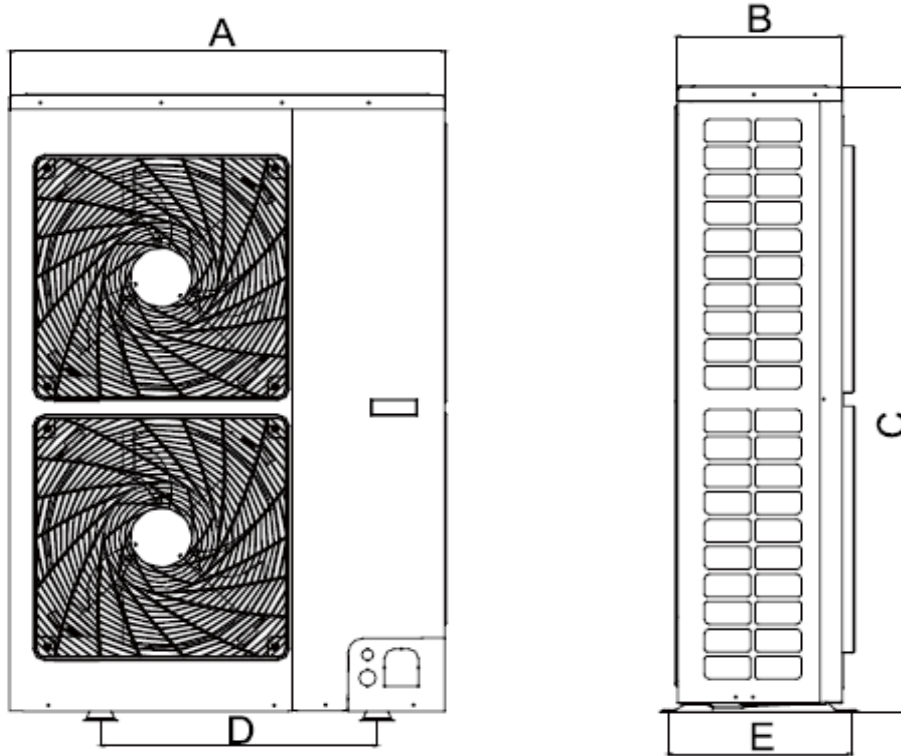


Optional Controlling System

- * Wired Controller
- * Centralized Controller
- * Smart Zone Controller
- * Long-Distance Monitoring Software
- * Kit for Commissioning Software

BMS Accessories

- * Communication Module (Modbus)
- * BACnet Gateway
- * Photoelectricity Insulation Converter

Outline Dimension Diagram

A	B	C	D	E
35-3/8	13-3/8	53	22-1/2	15

TOSOT

5965 Chemin de la Côte de Liesse
Saint laurent, QC, Canada, H4T 1C3

Contact: +1 438 792 1956

info@tosotusa.com

www.tosotusa.com