

Light Commercial

MODEL: TU18HFI/TU18H30

TOSOT

Job Name:

Engineer Name:

System No:

- File Resubmit
 Approval Other


Location:

Contractor:

Date:

General Features

- Powerful Drain Pump Lift
- Adjustable Fan Speed
- Highly Flexible Installation
- Microcomputer Control
- Water condensate Pump
- High external static pressure
- Wired Controller
- Wireless+Receiver Board are Optional



Unit Performance:

<i>Cooling:</i>	
Capacity (Min-Rated-Max, Btu/h)	5,400-17,100-19,800
SEER	16
EER	11
<i>Heating:</i>	
Capacity (Min-Rated-Max, Btu/h)	4,700-18,800-23,200
HSPF	9.5
COP (W/W)	3.33

Unit Specification

Refrigerant Type	R410A
Refrigerant Charge (oz)	49.39
ODU Sound Pressure (dB(A))	56
IDU Sound Pressure (dB(A))	40/35/28
ODU Net Weight (lbs)	105.8
IDU Net Weight (lbs)	72.8
Dehumidifying (Pint/h)	1.4

Fan

ODU / IDU Type	Axial-flow/Centrifugal
Quantity (ODU + IDU)	1+2
Motor/Drive	Direct Drive
ODU Max Air Flow Rate (CFM)	1880
IDU Air Flow Rate (CFM)	585
ESP Range (InWg)	0-0.12

Compressor

Cooling Operation Ambient temp. Range	0~115 °F
Heating Operation Ambient temp. Range	0~75 °F
Compressor Type	Inverter Rotary
Fan Motor Power Output (HP)	1/6 x 1
Crankcase Heater	Yes

Electrical Specification

Power Supply	208-230V / 60Hz
Communications Wire Size(ODU/IDU)	AWG 10/17
MOP (A)	25
MCA (A)	17
Cooling Rated Amps (A)	12.79
Heating Rated Amps (A)	12.28
Compressor RLA (A)	12
Indoor Fan Motor Full Load Amp (A)	0.6
Outdoor Fan Motor Full Load Amp (A)	1.5
Nominal Cooling Power Input (kW)	1.55
Nominal Heating Power Input (kW)	1.65

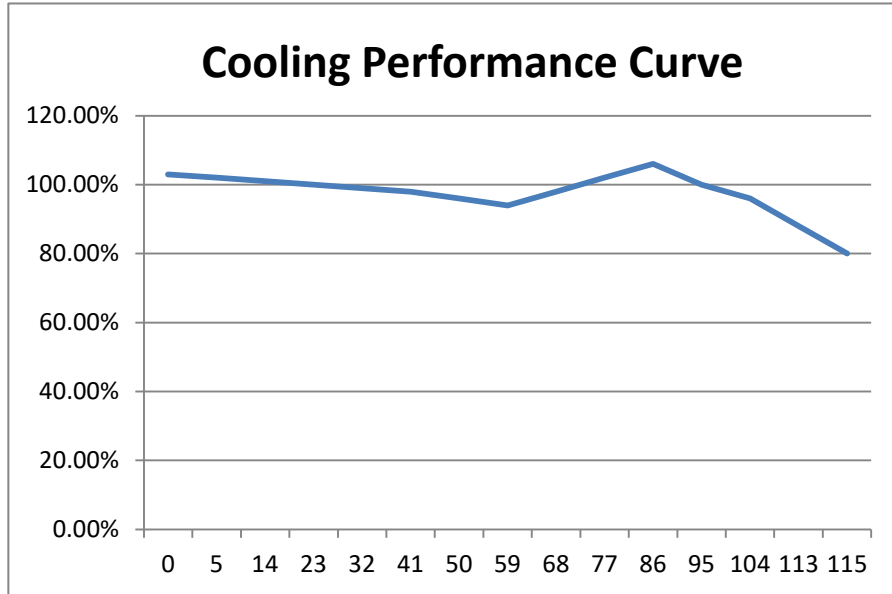
Piping

Liquid Line (in, OD)	1/4
Gas Line (in, OD)	1/2
Additional Refrigerant (oz./ft.)	0.3
Max Pipe Length (ft.)	65.6
Piping Length (no add'l refrigerant, ft.)	25
Max Elevation (ft.)	49.2

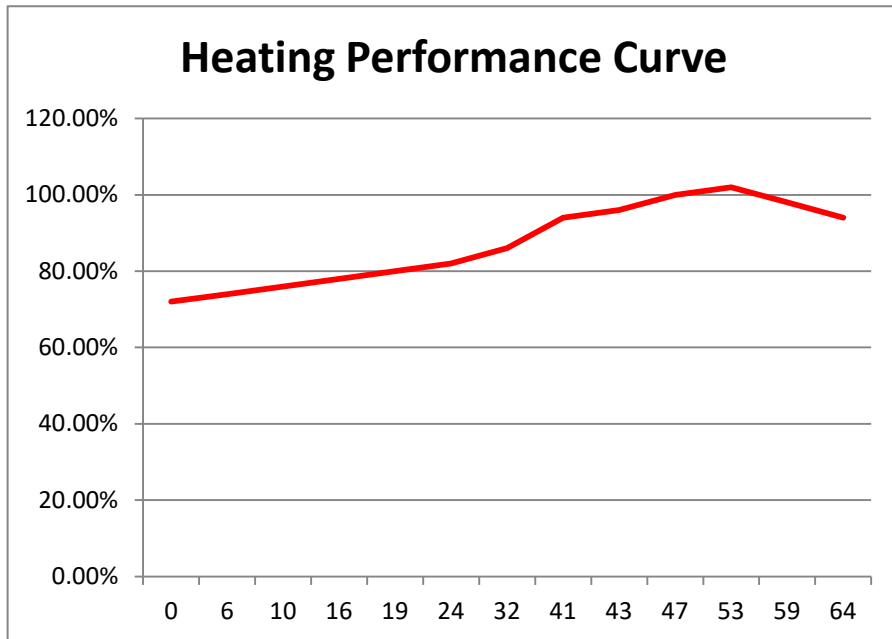
AHRI Certification Ref #



Cooling Performance F / %



Heating Performance F / %



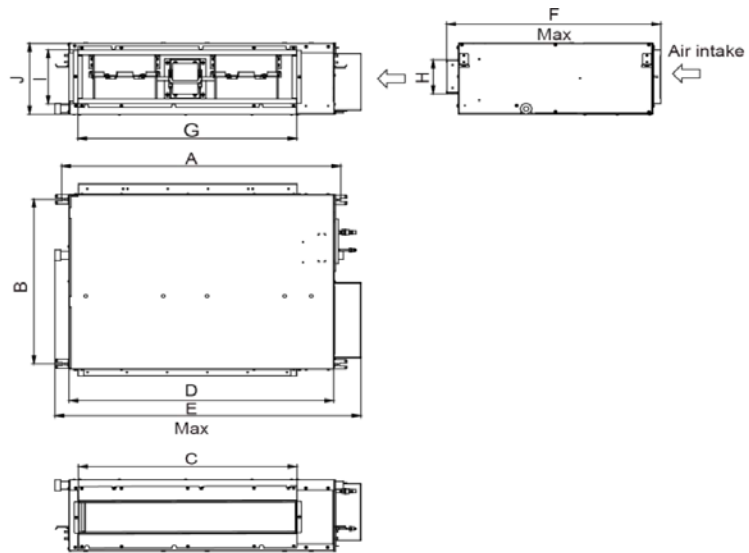
Light Commercial

MODEL: TU18HFI/TU18H30

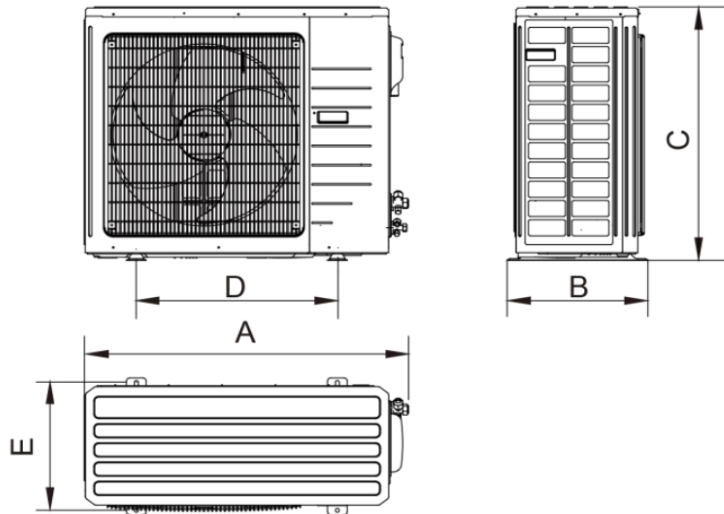
TOSOT

Outline Dimension Diagram

	mm	(inch)
A	945	(37-1/4)
B	618	(24-3/8)
C	738	(29)
D	892	(35-1/8)
E	1037	(40-7/8)
F	721	(28-3/8)
G	738	(29)
H	125	(4-7/8)
I	203	(8)
J	266	(10-1/2)



A	955	(37-5/8)
B	396	(15-5/8)
C	700	(27-1/2)
D	560	(22)
E	360	(14-1/8)



GLOSSARY

SEER - Seasonal Energy Efficiency Ratio

EER - Energy Efficiency Ratio

HSPF - Heating Seasonal Performance Factor

MOP - Maximum Overcurrent Protection

MCA - Minimum Circuit Ampacity

TOSOT

5965 Chemin de la Côte de Liesse
Saint laurent, QC, Canada, H4T 1C3

Contact: +1 438 792 1956

info@tosotusa.com

www.tosotusa.com