

Light Commercial

MODEL I/O: TU36HKI/TU36H30

TOSOT

Job Name:

Location:

Engineer Name:

File  Resubmit

Contractor:

System No:

Approval  Other

Date:

**General Features**

- High Ceiling Applications
- Comfortable Airflow
- Water Drainage Pump
- 3 Dimensional Blade for quiet operation
- Flexible Installation
- Easy Maintenance
- Microcomputer Control
- Wireless Controller, Optional wired Controller



**Unit Performance:**

<i>Cooling:</i>	
Capacity (Min-Rated-Max, Btu/h)	10,800-34,000-39,000
SEER	16
EER	10.35
<i>Heating:</i>	
Capacity (Min-Rated-Max, Btu/h)	9,800-41,000-49,500
HSPF	9
COP (W/W)	3.2

\*\*\*\*

**Unit Specification**

Refrigerant Type	R410A
Refrigerant Charge (oz)	123.48
ODU Sound Pressure (dB(A))	63
IDU Sound Pressure (dB(A))	51/46/43
ODU Net Weight (lbs)	205.1
IDU Net Weight (lbs)	70.6
Dehumidifying (Pint/h)	3.4

*Fan*

ODU / IDU Type	Axial-flow/Centrifugal
Quantity (ODU + IDU)	1+1
Motor/Drive	Direct Drive
ODU Max Air Flow Rate (CFM)	3000
IDU Air Flow Rate (CFM)	1095

**Compressor**

Cooling Operation Ambient temp. Range	0~115 °F
Heating Operation Ambient temp. Range	0~75 °F
Compressor Type	Inverter Rotary
Fan Motor Power Output (HP)	2/9 x 1
Crankcase Heater	Yes

**Electrical Specification**

Power Supply	208-230V / 60Hz
Communications Wire Size(ODU/IDU)	AWG 10/17
MOP (A)	45
MCA (A)	29
Cooling Rated Amps (A)	23.79
Heating Rated Amps (A)	24.3
Compressor RLA (A)	21.2
Indoor Fan Motor Full Load Amp (A)	0.9
Outdoor Fan Motor Full Load Amp (A)	2.6
Nominal Cooling Power Input (kW)	3.28
Nominal Heating Power Input (kW)	3.75

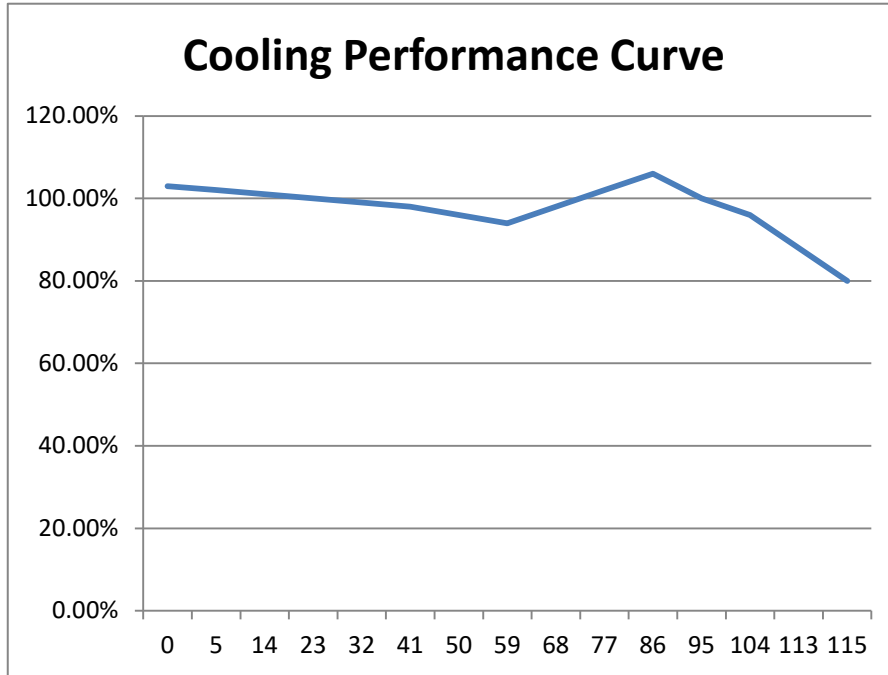
*Piping*

Liquid Line (in, OD)	3/8
Gas Line (in, OD)	5/8
Additional Refrigerant (oz./ft.)	0.6
Max Pipe Length (ft.)	98.4
Piping Length (no add'l refrigerant, ft.)	25
Max Elevation (ft.)	49.2

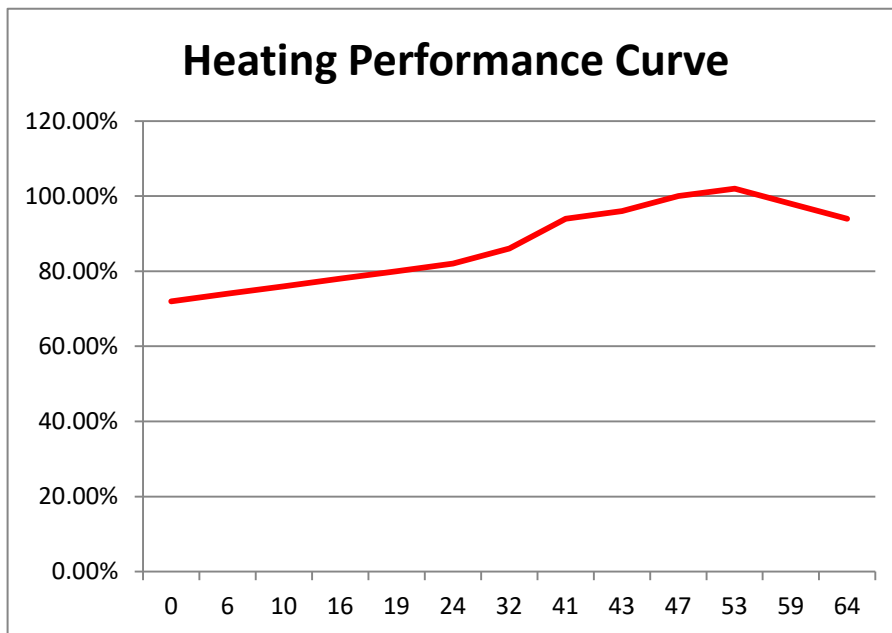
AHRI certification Ref #



Cooling Performance F / %



Heating Performance F / %



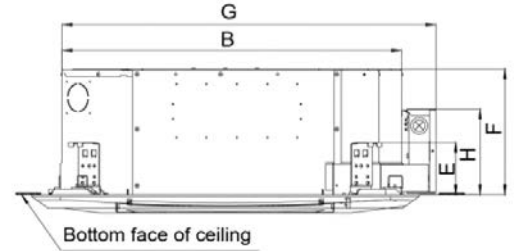
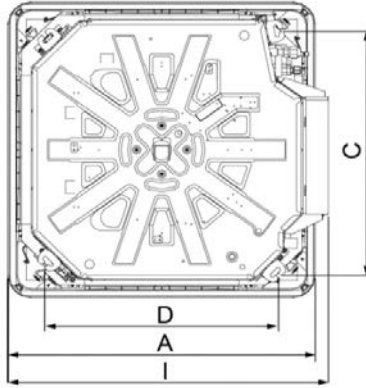
Light Commercial

MODEL I/O: TU36HKI/TU36H3O

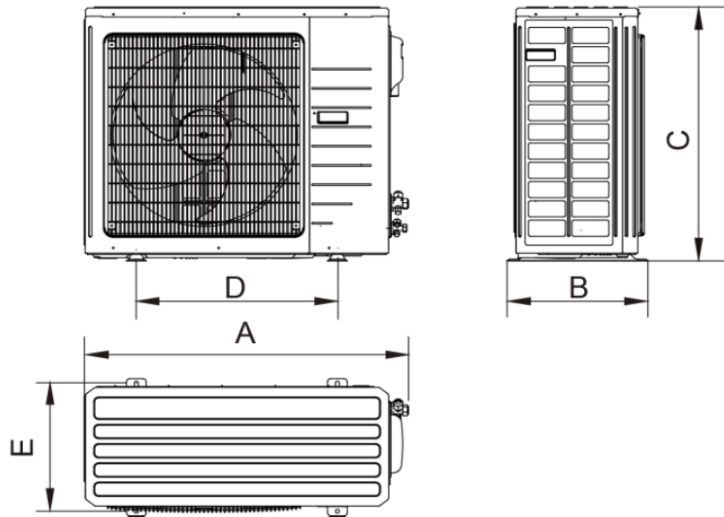
**TOSOT**

**Outline Dimension Diagram**

	mm	(inch)
A	950	(37-3/8)
B	840	(33-1/8)
C	780	(30-3/4)
D	680	(26-3/4)
E	160	(6-1/4)
F	320	(12-5/8)
G	917	(36-1/8)
H	215	(8-1/2)
I	993	(39-1/8)



A	1107	(43-5/8)
B	440	(17-3/8)
C	1100	(43-1/4)
D	631	(24-7/8)
E	400	(15-3/4)



**GLOSSARY**

SEER - Seasonal Energy Efficiency Ratio

EER - Energy Efficiency Ratio

HSPF - Heating Seasonal Performance Factor

MOP - Maximum Overcurrent Protection

MCA - Minimum Circuit Ampacity

**TOSOT**

5965 Chemin de la Côte de Liesse  
Saint laurent, QC, Canada, H4T 1C3

Contact: +1 438 792 1956

[info@tosotusa.com](mailto:info@tosotusa.com)

[www.tosotusa.com](http://www.tosotusa.com)