

VRF Ultra Heat Recovery

MODEL: TVRF-SHC96KUH/220V

TOSOT

Job Name: _____

Engineer Name: _____

System No: _____

Location: _____

Contractor: _____

Date: _____

OUTDOOR VRF SYSTEM FEATURES

- * Emergency Function
- * Emergency Operation Of Compressor
- * Emergency Operation Of Fan
- * Highly Anticorrosive Golden Fins
- * Low Noise Of Outdoor Unit
- * New Oil Return Control
- * Compact Design

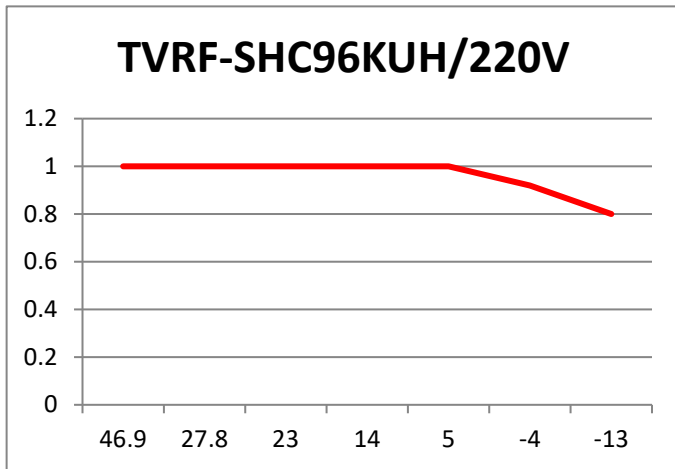


Specifications		Model Name
Unit Type		TVRF-SHC96KUH/220V
Nominal Cooling Capacity	Btu/h	96,000
Nominal Heating Capacity	Btu/h	108,000
External Dimensions WxHxD	In.	52-3/4 x 63-1/4 x 30-1/8
	mm	1340 x 1605 x 765
Net Weight	Lbs. / Kg	688/312
Electrical Power Requirements	Voltage, Phase, Hertz	208/230V, 3-phase, 60HZ
Cooling Power Input	KW	7.3
Heating Power Input	KW	7.85
Minimum Circuit Ampacity (MCA)	A	45
Maximum Circuit Breaker Size	A	70
Piping Diameter (Braze) (In./mm)	Low pressure Gas Pipe	7/8 22.2
	High Pressure Gas Pipe	3/4 19.05
	Liquid Pipe	3/8 9.52
Indoor Unit	Total Capacity	50 to 135% of Outdoor Unit Capacity
Maximum Number of Connected IDUs	units	20
Min. Capacity Range of Connected IDU	kBtu/h	48
Max. Capacity Range of Connected IDU	kBtu/h	129.6
Sound Pressure Level	dB(A)	62

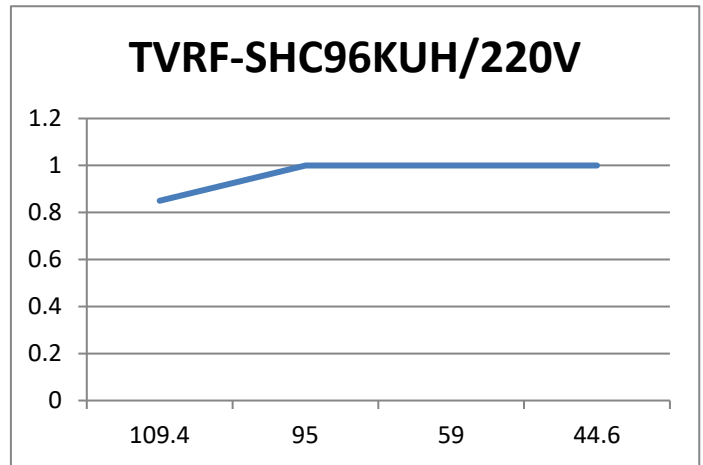
VRF Ultra Heat Recovery	MODEL: TVRF-SHC96KUH/220V	TOSOT
-------------------------	---------------------------	--------------

Fan		
Type x Quantity		Propellerx2
Airflow Rate	CFM	8240
Direct-drive inverter Motor Output	W	750+750
Compressor		
Compressor Operation Range		11%~100%
Compressor Type x Quantity		Rotary x2
Compressor Motor Output	kW	7.15
Compressor Crankcase Heater		Yes
Refrigerant		R410A
Lubricant		FVC68D
High-pressure Protection Device		High pressure sensor, High pressure switch
Compressor / Fan Protection Device		Over-current protection, Over-heat protection
Inverter Protection Device		Over-current protection, Over-heat protection, High/Low voltage protection
EER (Ducted/Non-Ducted)		13.31/13.6
High COP 47F (Ducted/Non-Ducted)		3.6/3.5
Low COP 17F (Ducted/Non-Ducted)		2.55/2.5
IEER		21

Heating Performance F / %



Cooling Performance F / %



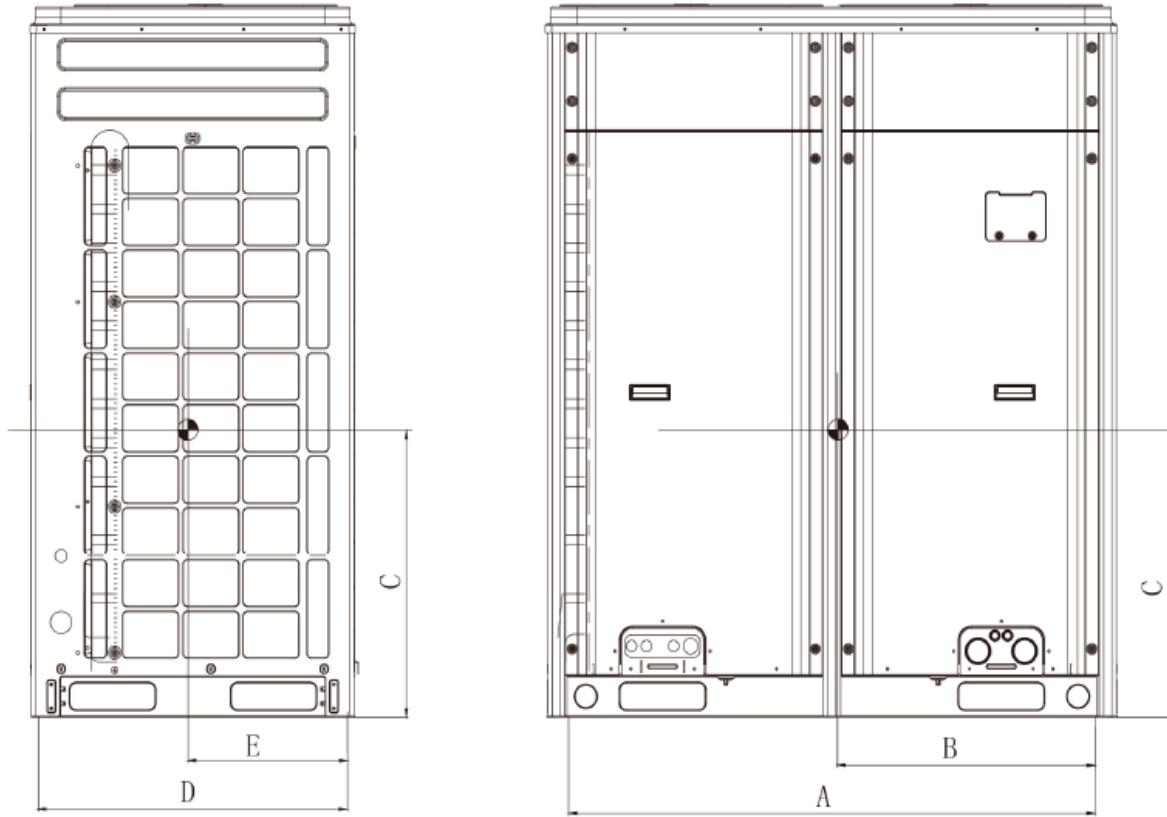
Optional Controlling System

- * Wired Controller
- * Centralized Controller
- * Smart Zone Controller
- * Long-Distance Monitoring Software
- * Kit for Commissioning Software

BMS Accessories

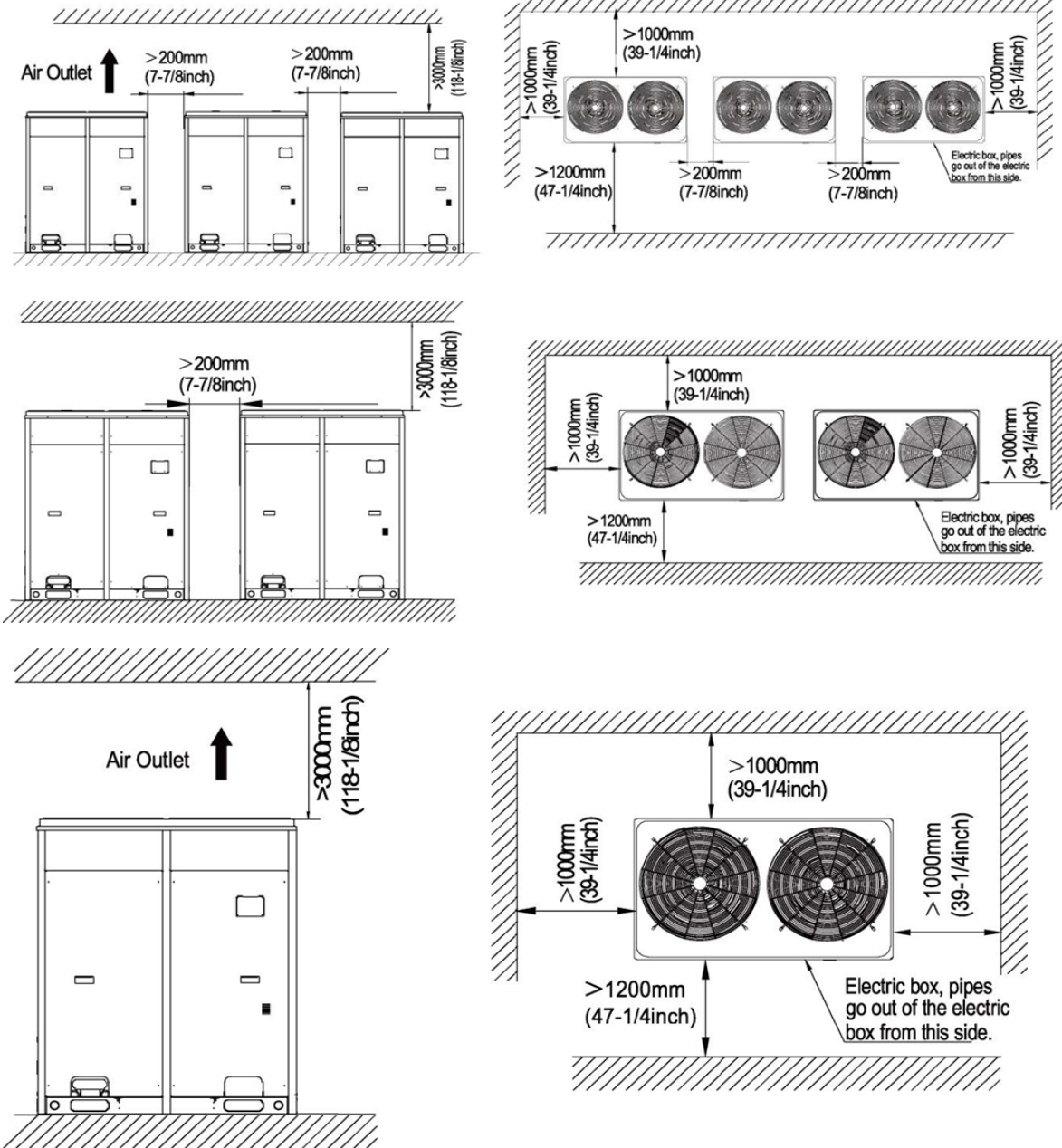
- * Communication Module (Modbus)
- * BACnet Gateway
- * Photoelectricity Insulation Converter

ODU DIMENSIONS AND INSTALLATION HOLE SIZE



		A	B	C	D	E
TOSTVRF-SHC96KUH/220V	mm	1240	607	649	727	376
	inch	48 7/8	23 7/8	25 1/2	28 5/8	14 3/4

SPACE REQUIREMENTS FOR OUTDOOR UNITS INSTALLATION



TOSOT

5965 Chemin de la Côte de Liesse
Saint Laurent, QC, Canada, H4T 1C3

Contact: +1 438 792 1956

info@tosotusa.com

www.tosotusa.com