

Job Name: _____

Location: _____

Engineer Name: _____

 File Resubmit

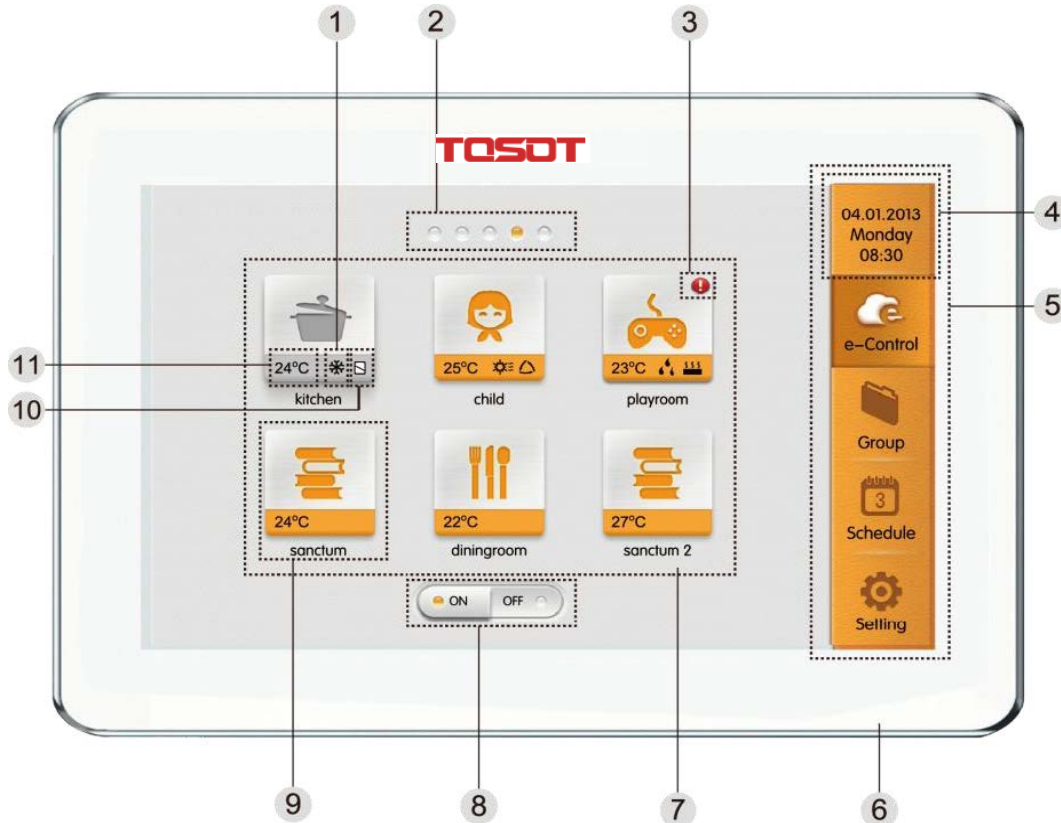
Contractor: _____

System No: _____

 Approval Other

Date: _____

Maximum IDU Connected: 32 Unites



No.	Name	Instructions
-----	------	--------------

1	Operation mode	When indoor unit is on, the current operation mode will be displayed: Auto Cooling Dry Fan Heating Floor heating Space heating 3D heating
2	Current page	The total pages of the controlled indoor unit and the current page.
3	Error status	Error icon will be displayed if indoor unit is malfunctioning.
4	Time zone	The present date, week and time
5	Menu	There are 4 buttons: e-Control, Group, Schedule and Setting. Press the button to enter the corresponding page:
6	Touch button	* Press the Touch Button to turn on/off the screen of centralized controller. * Press and hold the Touch Button for 5sec to restart to centralized controller.
7	IDU display	Display in separate page the list of indoor units that are controlled by the centralized controller. Sliding left or right can turn over the page.
8	All on/off button	Press this button to turn on or off all air conditioning equipment.
9	IDU icon	* Press the button to enter the page of indoor unit control. * Orange icon indicates that IDU is on while the grey icon indicated that IDU is off.
10	Shield status	This icon will be displayed when indoor unit is in shield status.
11	Set temperature	When indoor unit is on, set temperature will be displayed here.

Functions Description

- 1 - All ON/OFF
- 2 - Group Control
- 3 - Single Unit Control

4 - Advanced Control Parameters



5 - e-Control Function



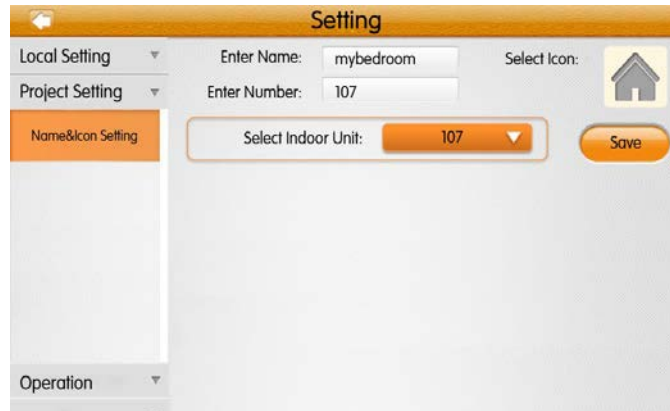
6 - Local Setting



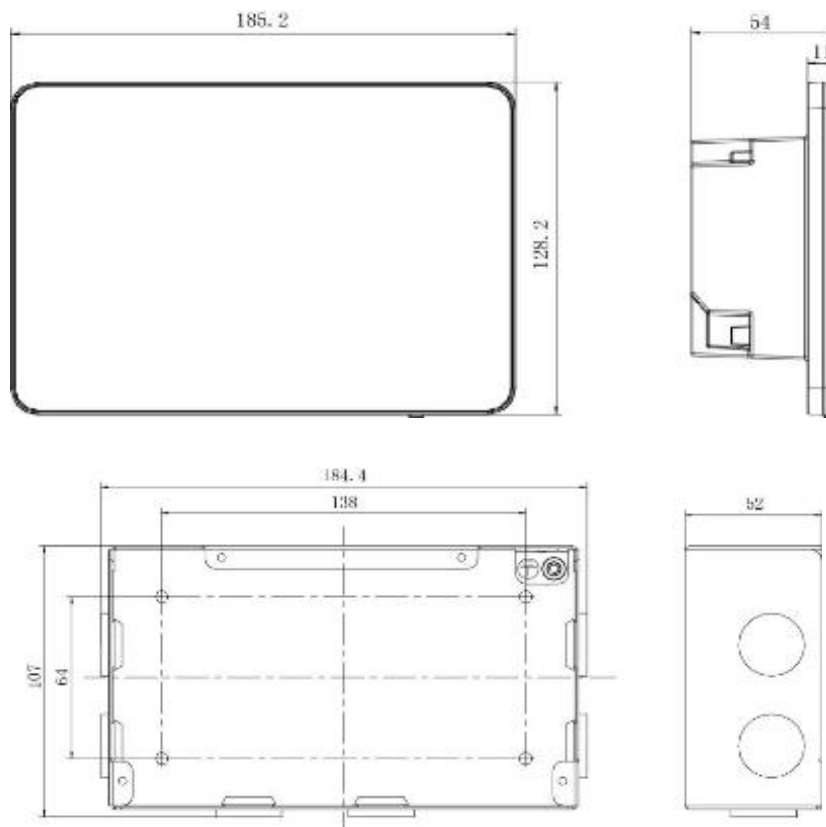
7 - Schedule Management



8 - Name & Icon Setting

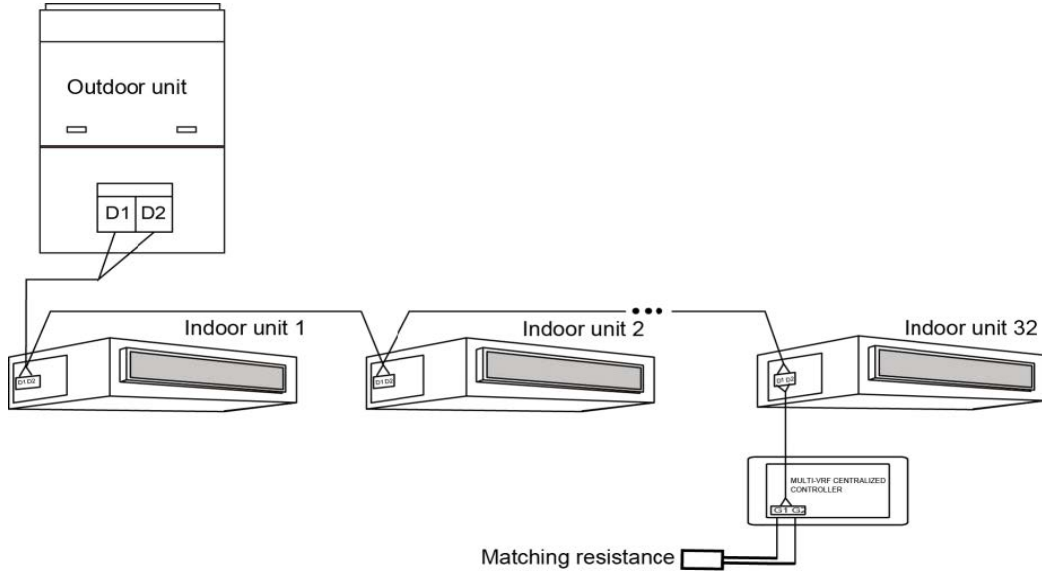
**Communication Cord Specification**

Network	Cord type	Cord standard	Cord size (mm ²)	Total length L(m)	Remark
Indoor network	Light/Ordinary polyvinyl chloride sheathed cord. (60227 IEC 52 /60227 IEC 53)	IEC 60227-5:2007	≥2×0.75	L≤1000	If cord size is 2×1 mm ² , communication cord can be stretched longer. But the total length can't exceed 1500m.
Outdoor network				L≤250	Total length of communication cord can't exceed 250m.

Dimension

There are two methods to connect centralized controller with the air conditioning system.

Method 1: Connect with indoor network



Method 2: Connect with outdoor network

