

Single zone inverter mini split

MODEL: TW24HQ3D6D

TOSOT

Job Name:

Engineer Name:

System No:

- File Resubmit
 Approval Other

Location:

Contractor:

Date:

General Features

- Ultra Heat
- Ultra Efficient
- Extended pipe length
- Wi-Fi
- Fan Delay Function
- Intelligent Pre-heating / Defrost
- LED display
- Control lock
- Auto Swing (Vertical&horizontal)
- Heated Belt Around Compressor
- Pan Heater
- High And Low Pressure Protection Features
- Load Protection Features
- Over-Current Protection
- Anti Freeze Protection



Unit Performance:

<i>Cooling:</i>	
Capacity (Min-Rated-Max, Btu/h)	6,800-22,000-30,700
SEER	21.5
EER	13
<i>Heating:</i>	
Capacity (Min-Rated-Max, Btu/h)	6,800-24,000-32,000
HSPF	12
COP (W/W)	3.5

Unit Specification

Refrigerant Type	R410A
Refrigerant Charge (oz)	81.1
ODU Sound Pressure (dB(A))	59
IDU Sound Pressure (dB(A))	52/49/46/43/40/37/34
ODU Net Weight (lbs)	147.7
IDU Net Weight (lbs)	36.4
Dehumidifying (Pint/h)	5.2

Fan

ODU / IDU Type	Axial-flow/Cross-flow
Quantity (ODU + IDU)	1+1
Motor/Drive	Direct Drive
ODU Max Air Flow Rate (CFM)	4000
IDU Air Flow Rate (CFM)	383/824

Compressor

Cooling Operation Ambient temp. Range	0~129°F
Heating Operation Ambient temp. Range	-22~75°F
Compressor Type	Swing
Fan Motor Output (W)	90
Crankcase Heater	Yes

Electrical Specification

Power Supply	208-230V / 60Hz
Communications Wire Size	AWG 12
MOP (A)	35
MCA (A)	22
Cooling Rated Amps (A)	16.4
Heating Rated Amps (A)	16.4
Compressor RLA (A)	16
Indoor Fan Motor RLA (A)	0.38
Outdoor Fan Motor RLA (A)	0.65
Nominal Cooling Power Input (kW)	1.7
Nominal Heating Power Input (kW)	2

Piping

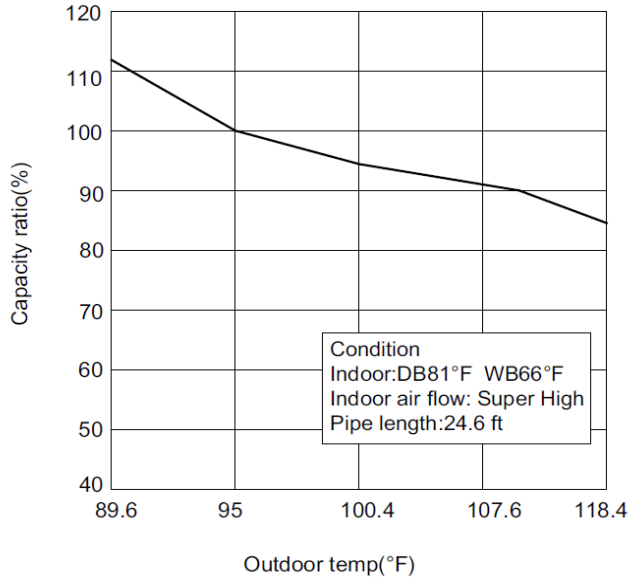
Liquid Line (in, OD)	1/4
Gas Line (in, OD)	5/8
Additional Refrigerant (oz./ft.)	0.5
Max Pipe Length (ft.)	82
Piping Length (no add'l refrigerant, ft.)	24.6
Max Elevation (ft.)	32.8

AHRI certification Ref #

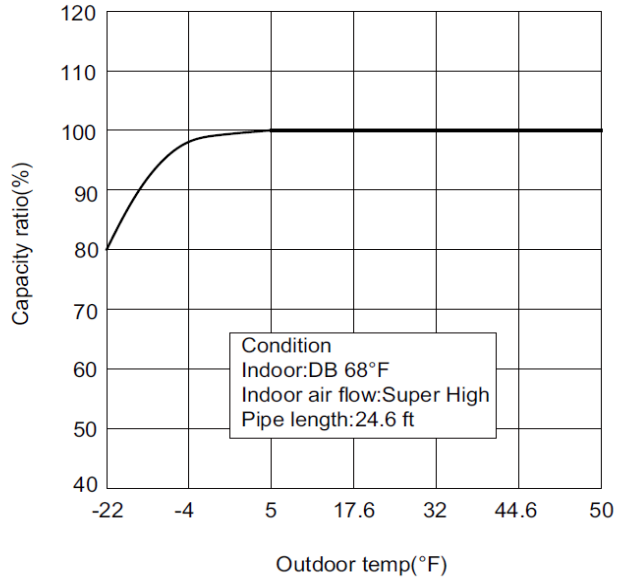


Capacity Variation Ratio According to Temperature

Cooling



Heating

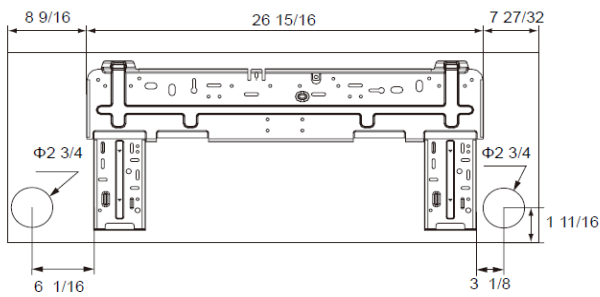
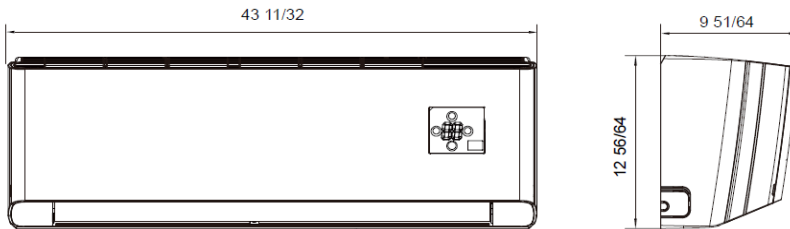


Single zone inverter mini split

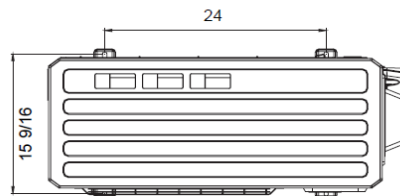
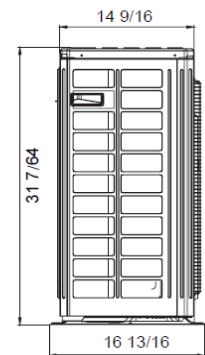
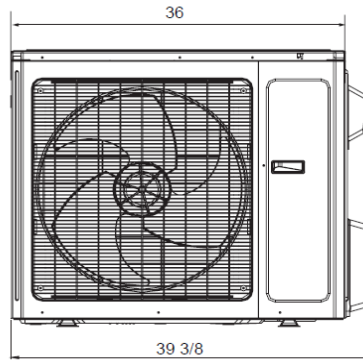
MODEL: TW24HQ3D6D

TOSOT

Outline Dimension Diagram



Unit:inch



Unit:inch

GLOSSARY

SEER - Seasonal Energy Efficiency Ratio

EER - Energy Efficiency Ratio

HSPF - Heating Seasonal Performance Factor

MOP - Maximum Overcurrent Protection

MCA - Minimum Circuit Ampacity

TOSOT

5965 Chemin de la Côte de Liesse
Saint laurent, QC, Canada, H4T 1C3

Contact: +1 438 792 1956

info@tosotusa.com

www.tosotusa.com